

Timor-Leste COVID-19 Survey

May 2020



Who?
423 Timor-Leste adults



How?
Phone surveys, 19-25 May 2020



Future?
Tracking results in July

Biggest challenge



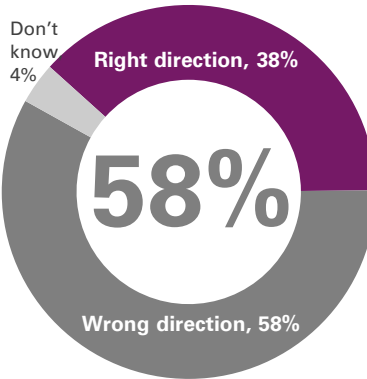
61% COVID-19



18% Politics



10% Economy



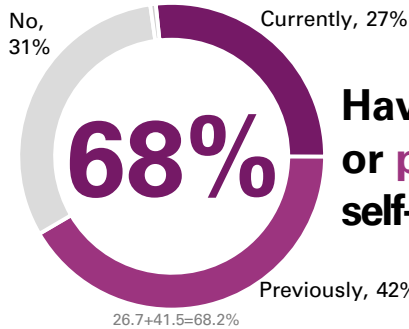
think Timor-Leste is going in the **wrong** direction

Biggest concerns

Money **73%** 

Health **71%** 

Food **68%** 



Have **currently** or **previously** self-quarantined

Behaviors (% applies)



86% Face mask



85% Wash hands



77% Work from home



74% 2m distance



74% Avoid public areas



71% Stay home



65% Avoid gatherings

93%

would go to **hospital** if they had symptoms

1/2 trust the government to take care of them during COVID-19

Current government response:

20%
Insufficient

52%
Appropriate

27%
Too extreme

Program	Eligible	Satisfaction
Electricity subsidy	69%	93%
Microbusiness loan	12%	82%
Worker wage subsidy	11%	84%
Eskola ba Uma (School Goes Home)	66% (exposed)	47%
Uma Kain (\$100 payment)	79% (would use to purchase food)	



55% Want the government to **end** the **State of Emergency**, and



35% Think the Government should **provide more cash** to households

In the past 30 days,



7 in 10 have **cut meal size** or **skipped a meal**


because there wasn't **enough money** for food


70% think COVID-19 has brought their community closer together

Since the State of Emergency, **Good** relationships have **improved**

92%	Family	+33%
88%	Neighbors	+26%
80%	Community	+21%

But only...

 58% Provide help

 52% Receive help

to / from friends or neighbors

78% People are more suspicious or fearful of suspected / confirmed COVID-19 cases

64% Timor-Leste is LESS tolerant of those unknown to community

90% You are able to adapt to change

82% You will bounce back after illness or hardship



Positive COVID-19 impacts

Spending time with family (53%), Feeling part of community (53%), Physical health (53%), Mental health (51%), How safe you feel (50%)



Negative COVID-19 impacts


Job (52%), Household income (50%)

Television



Most watched:
76% RTTL
67% GMN

Most trusted news and information source for...



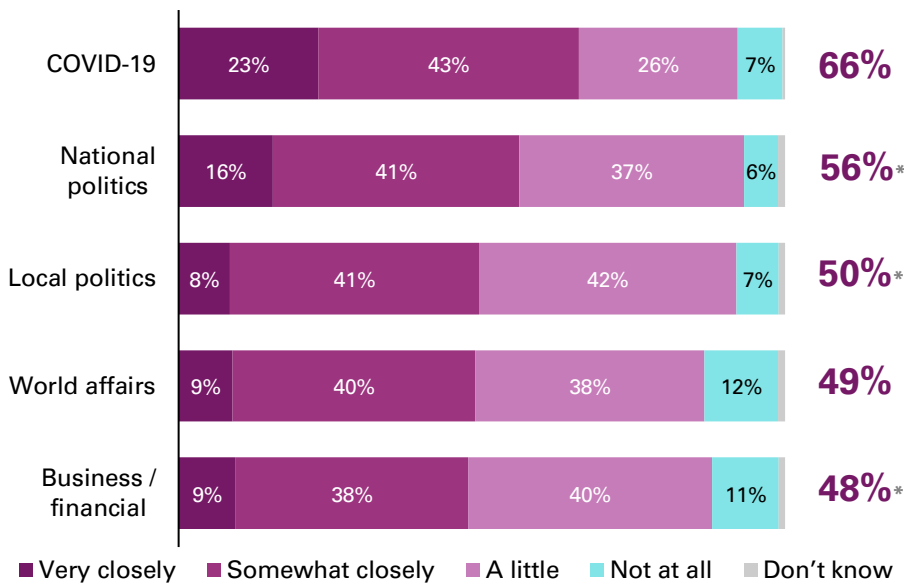
Radio



Most listened:
42% RTTL
29% Radio Maubere
20% GMN

78% used **Television** or **Radio** as an information source on government subsidy programs

Most respondents follow COVID-19 and other news at least **somewhat closely**



*15.5+40.7=56.2%, 8.5+41.0=49.5%, 9.4+38.3=47.7%

News followed more closely within Dili

Dili

COVID-19 – 83%
National politics – 75%



Outside Dili

COVID-19 – 60%
National politics – 50%

We would like to thank the 423 respondents for their time and the 14 interviewers in Dili who conducted the survey.

Supported by



Implemented by



Produced by

