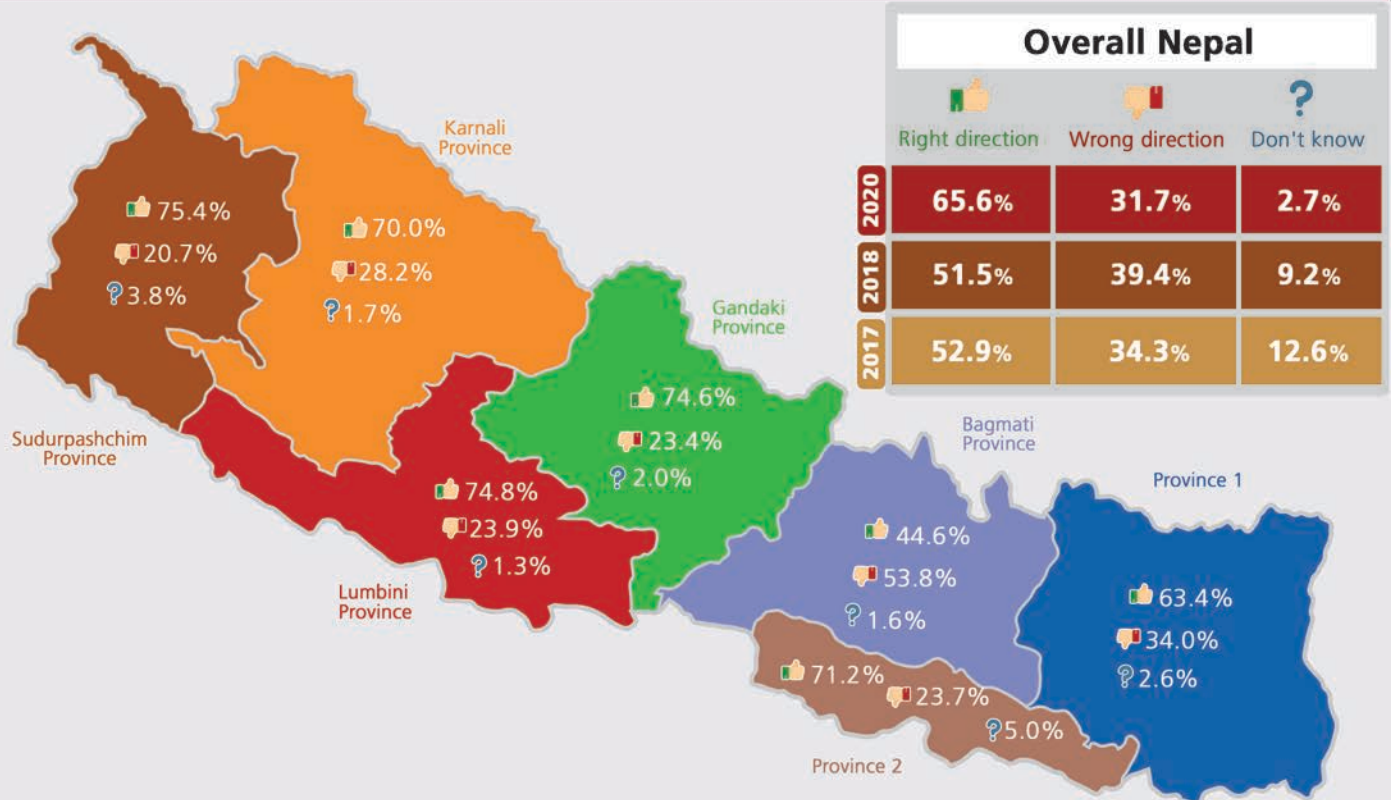




# A Survey of the Nepali People in 2020

## Direction of the country



## Sampling design



7,060 randomly selected respondents from 75 out of 77 districts



All respondents aged 18 and above; 51.5% female, 48.5% male



Error margin at the national level +/- 1.2% at 95% confidence level



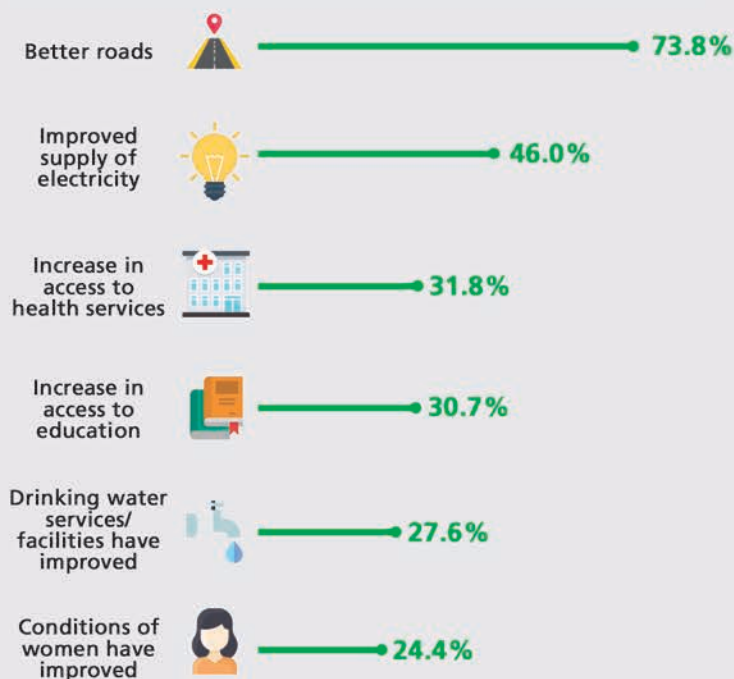
Error margin at the provincial level +/- 3% at 95% confidence level



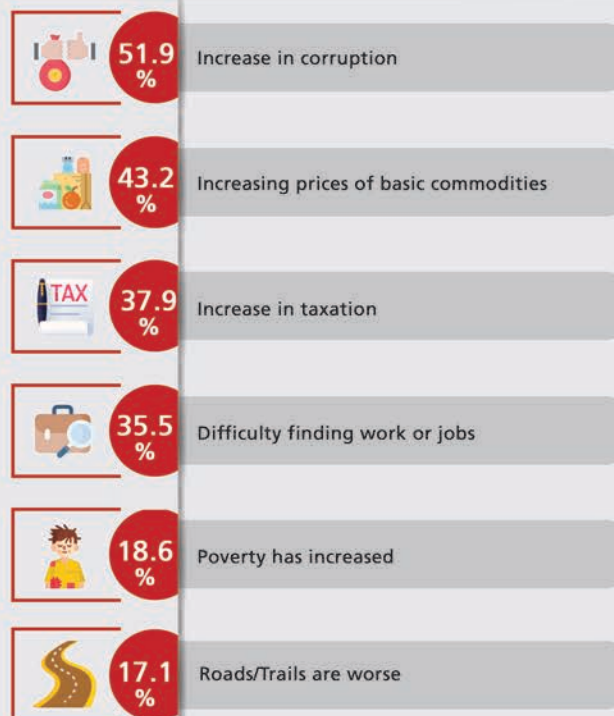
Fieldwork: February and March 2020

Fieldwork for this survey was conducted in February-March 2020, just before the Government of Nepal (GON) decided to impose a national lockdown to contain the novel coronal virus (COVID-19). The findings, therefore, capture the national mood right before the influence and impacts of the pandemic induced crises were felt by the country and potentially serve as a baseline for future research, comparing the national mood before and after the national lockdown.

## Top reasons for optimism (%)



## Biggest problems in Nepal (%)

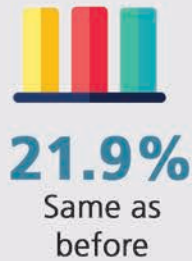


## Preferred avenues for dispute resolution, by dispute type (%)


	Dispute on land	Dispute on debt	Domestic violence	Crime
Ward chairperson / members	32.0%	29.1%	22.4%	23.7%
Police	11.3%	24.4%	24.7%	49.6%
Traditional justice	15.8%	15.1%	14.3%	7.7%
Mayor / rural municipality chair	12.1%	10.9%	9.4%	9.2%
Land revenue office	8.5%	0.2%	0.1%	0.1%
Friends and family	5.6%	5.6%	6.5%	2.0%
Village/municipal assembly	5.1%	4.9%	4.1%	4.1%

Overall respondents are 'reasonably confident' about attaining justice through their chosen institutions when it comes to debt (62.3%), land disputes (61.1%), crime (60.8%), and domestic violence (60.0%).

## Views on inter-group relations across different caste groups & ethnicities (%)



## Perceptions of disadvantages due to caste and ethnicity (%)

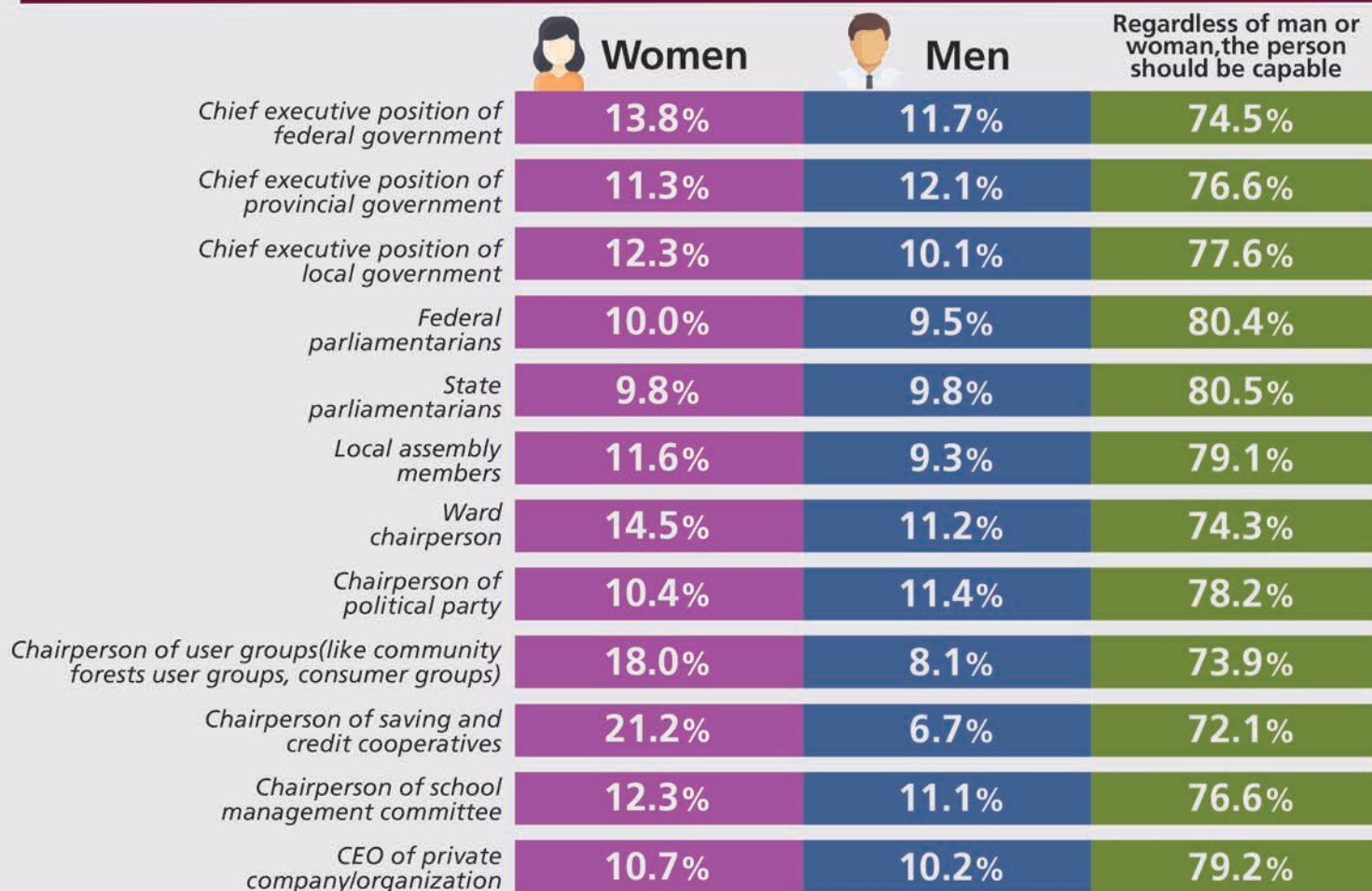


## Views on gender roles and gender equality (%)

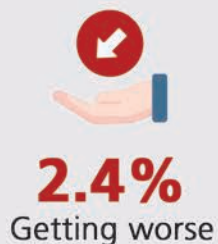


Views	Views			
	Strongly agree	Somewhat agree	Somewhat disagree	Strongly disagree
It is more important for a family to have a son than a daughter	4.0%	7.9%	13.7%	74.3%
A higher education is more important for a boy than a girl	1.8%	4.7%	13.8%	79.7%
Women should not have control over her income, movement and decisions	14.3%	13.1%	12.8%	59.7%
A woman should not have the right to decide how many children she should bear	1.6%	4.5%	16.9%	76.9%
It is not suitable for women to engage in politics	1.5%	4.7%	14.9%	78.7%

## Acceptable leadership positions in different organizations/institutions (%)

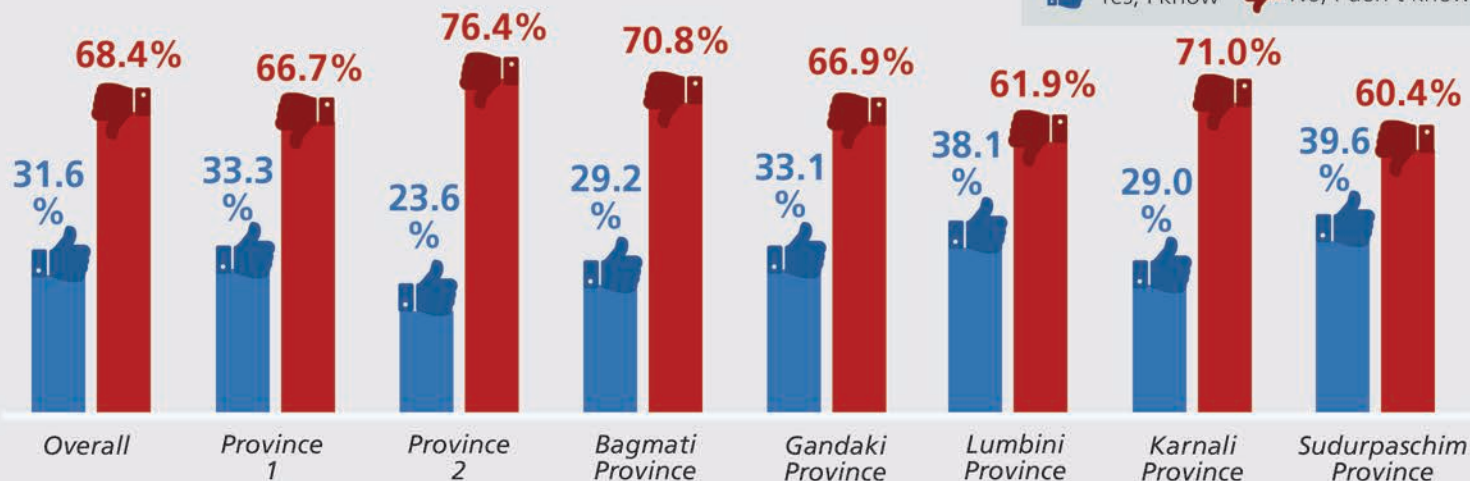


## Position of women in Nepal in the last five years (%)



## Awareness of the 2015 constitutional changes (%)

Yes, I know No, I don't know



## Awareness on public services (%)

Local government 47.9%

Provincial government 20.7%

Federal government 27.3%

## Services received from local government (%)

65.8%  
Health service

42.5%  
Tax related

36.5%  
Admissions in government schools

22.9%  
Social security allowances

## Awareness of services provided by (%)

### Local government

79.6%  
Road and/or physical infrastructures

32.2%  
Education

27.2%  
Drinking water

### Provincial government

74.5%  
Road and/or physical infrastructures

39%  
Education

19.3%  
Drinking water

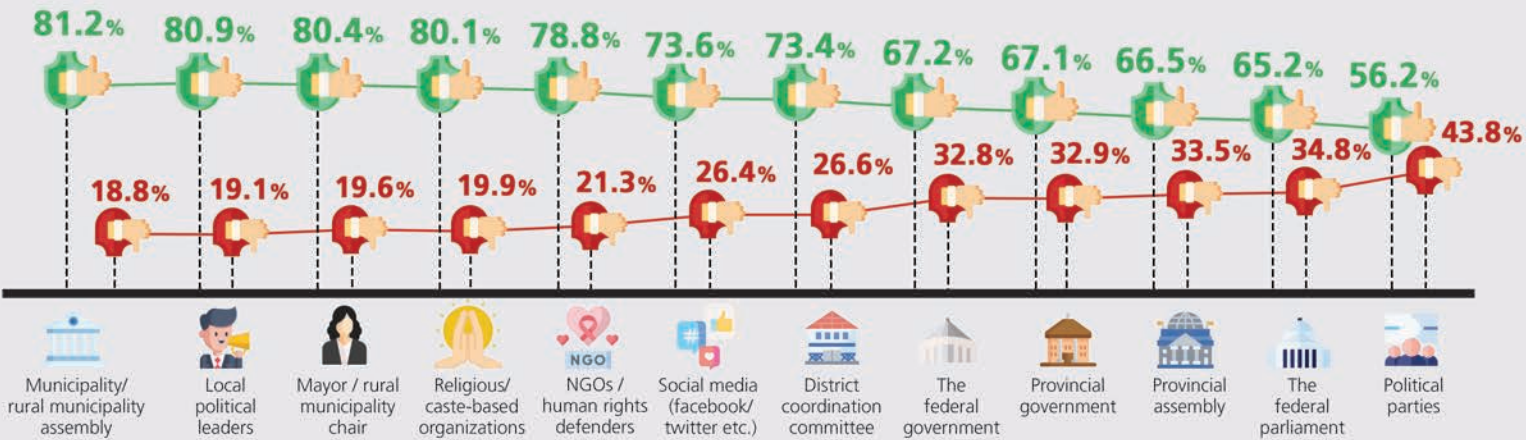
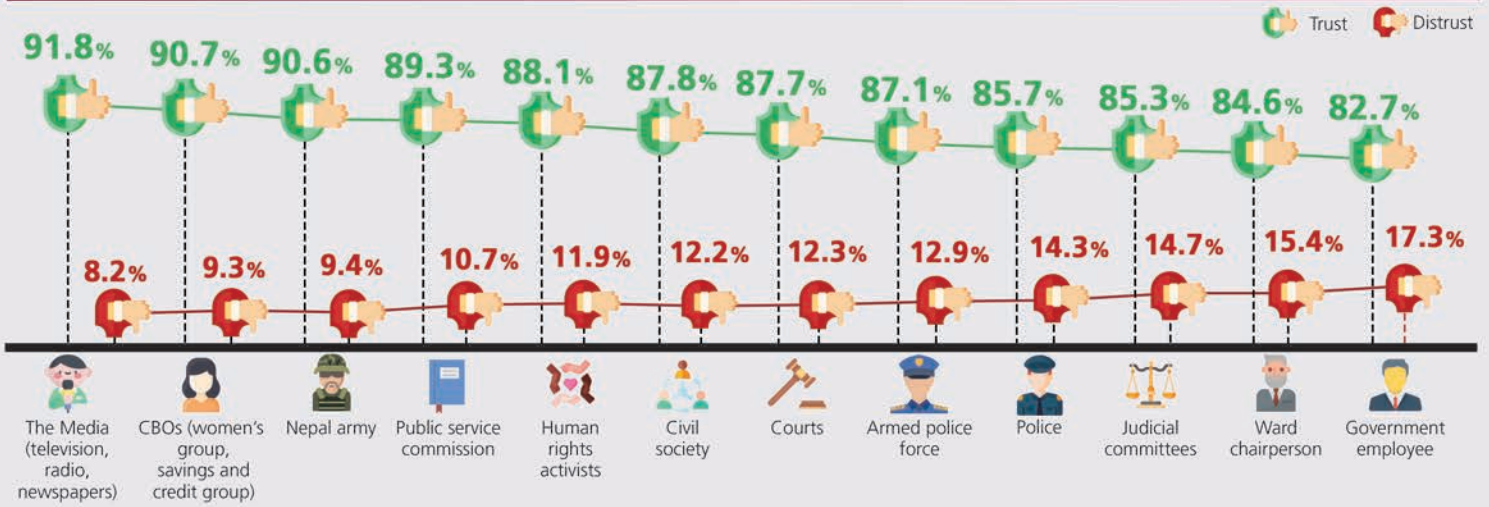
### Federal government

55.5%  
Road and/or physical infrastructures

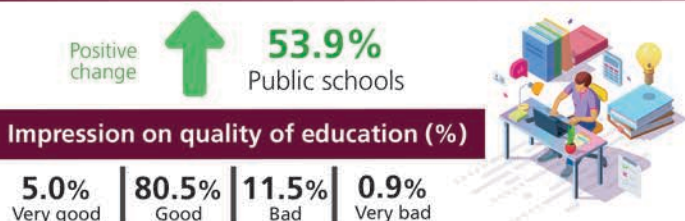
51.7%  
Education

23.3%  
Social security benefits


# Trust in institutions in Nepal (%)



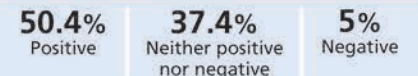
## Changes in quality of education (%)



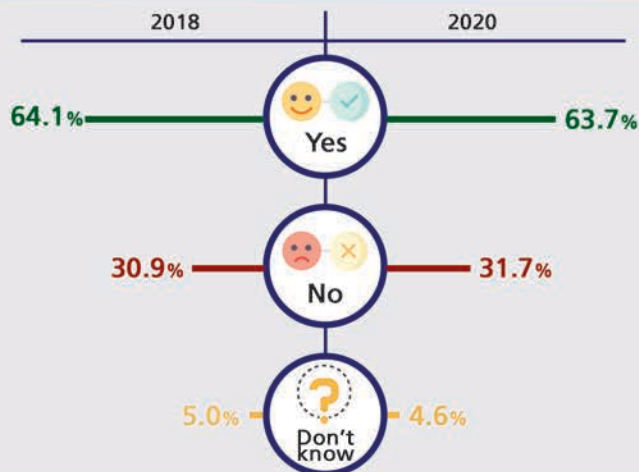
## Views on quality of health services in their vicinity (%)



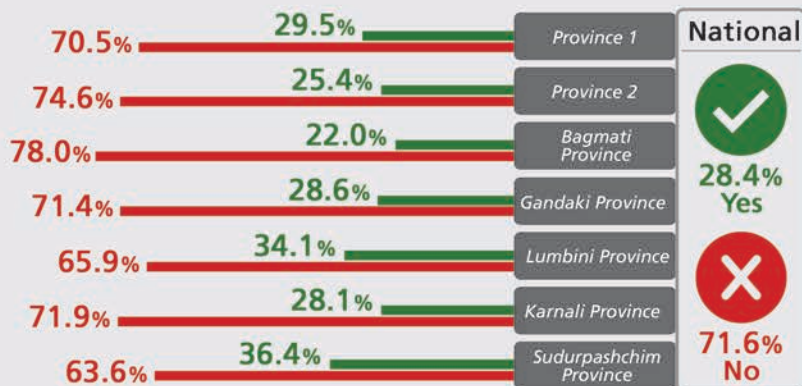
## Changes in the quality of health services (%)



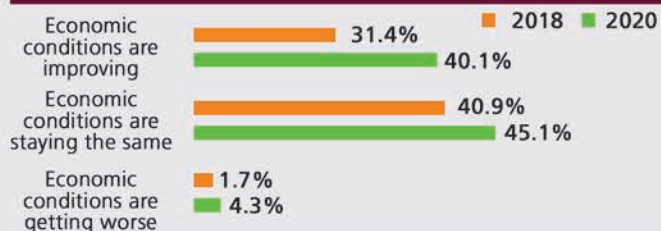
## Willingness to pay more local taxes for better services (%)



## Awareness of any local government development projects in current fiscal year (%)



## Views on local economic condition (%)



## Views on responsiveness of the government (%)


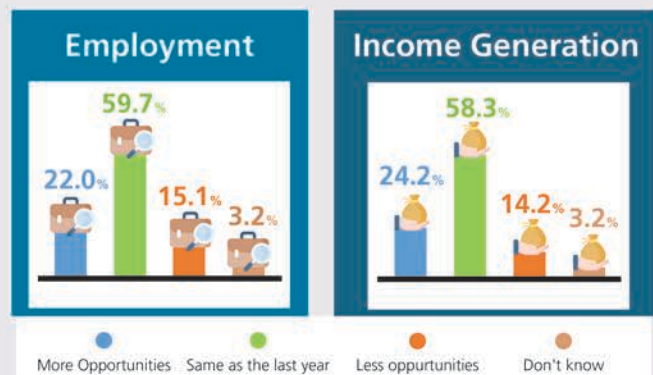
**58.9%**  
say the responsiveness of their local government has increased

**44.2%**  
say the responsiveness of their province government has increased

**43.6%**  
say the responsiveness of the federal government has increased

## Employment and income generation opportunities in 2020 (%)

## Sources of information for local government activities (plans, programs, budgets) (%)



Inter Disciplinary Analysts